

ACTI CORPORATION

7F., No.1, Alley 20, Lane 407, Sec. 2, Tiding Blvd., Neihu District, Taipei 114, Taiwan, R.O.C.

TEST REPORT

SCOPE OF WORKs

Continuous Immersion Test - IPX8
Dust Test - IP6X

REPORT NUMBER

240400068TPE-001

ISSUE DATE

18-April-2024

SAMPLE RECEIVED DATE

9-April-2024

TEST DATE


10-April-2024

PAGES

7

DOCUMENT CONTROL NUMBER

GFT-OP-10h (03-Oct-2023)
© 2024 INTERTEK





Total Quality. Assured.

Intertek Testing Services Taiwan
Ltd., 5F, No. 423 Ruiguang Rd.,
Neihu Dist., Taipei 11492,
Taiwan

Telephone: +886 2 66022888
www.intertek-twn.com

TEST REPORT FOR ACTI CORPORATION

Report No.: 240400068TPE-001

Date: April, 18, 2024

PRODUCT / MODEL

Zoom Bullet with D/N / Z412

SERIES NO.

Z413

OBJECTIVE

Observe the sample and record for any different during and after the test.

Reviewed by:

Ben Wu

Tested by:

Scott Bai

This report is for the exclusive use of Intertek's Client and is provided pursuant to the agreement between Intertek and its Client. Intertek's responsibility and liability are limited to the terms and conditions of the agreement. Intertek assumes no liability to any party, other than to the Client in accordance with the agreement, for any loss, expense or damage occasioned by the use of this report. Only the Client is authorized to permit copying or distribution of this report and then only in its entirety. Any use of the Intertek name or one of its marks for the sale or advertisement of the tested material, product or service must first be approved in writing by Intertek. The observations and test results in this report are relevant only to the sample tested. This report by itself does not imply that the material, product, or service is or has ever been under an Intertek certification program.

SECTION 1

INDEX

SECTION NAMES	PAGE
Objective	3
Parameters	3
Sample Acquisition	3
Equipment	4
Data Sheet	4

SECTION 2

OBJECTIVE

Continuous Immersion Test - IPX8 – With reference to IEC/EN 60529 IPX8

Dust Test-IP6X – With reference to IEC/EN 60529 IP6X

SECTION 3

PARAMETERS

Please note that the test results with statement of conformity, the decision rules which are based on:

Safety Testing: the specification, standard or IEC Guide 115.

Other Testing: the specification, standard and not taking into account the measurement uncertainty.

The following parameters are controlled

SECTION 4

SAMPLE ACQUISITION

Provided by the applicant.

Date: April, 18, 2024

SECTION 5 EQUIPMENT LIST

#	EQUIPMENT DESCRIPTION	MANUFACTURER'S NAME / MODEL #	INTERTEK ASSET #	CALIBRATION DATE	CALIBRATION DUE
1	Dust Degree Test System	PTL / P14.41	EC0109	Jun. 12, 2023	Jun. 11, 2024

Testing was conducted at:

Intertek Testing Services Taiwan Ltd., 5F, No. 423 Ruiguang Rd., Neihu Dist., Taipei 11492, Taiwan

SECTION 6 Continuous Immersion Test - IPX8 – DATA SHEET

Laboratory Ambiance Condition:

Temperature : 15 ~ 35 °C

Humidity : 25 ~ 75 %RH

Peripheral Setup Diagram:

-Sample size: 1 unit

-Sample photo before the test:



Date: April, 18, 2024

-Setup photo:



Test Condition:

Immersion depth : 1100 mm (between the surface of the water and sample's bottom)
The duration of the test : 30 minutes

Test Procedure:


- Check the sample's appearance before test.
- Immerse the sample into water per test condition.
- After the immersion, take out sample from water.
- Observe the sample and record for any visible change after testing.

Summary:

- No visible damage was found.
- Checking of sample appearance and inside after the test was conducted by the applicant per applicant's request.

No water penetrated into the tested sample.

-Sample photo after the test:



Date: April, 18, 2024

Dust Test - IP6X – DATA SHEET

Laboratory Ambiance Condition:

Temperature : 15 ~ 35 °C

Humidity : 25 ~ 75 %RH

Peripheral Setup Diagram:

-Sample size: 1 unit

-Sample photo before the test:



-Setup photo:



Test Condition:

-Talcum powder size: < 0.075 mm

-The amount of talcum powder: 2 kg per cubic meter

-Under pressure: 20 mbar

-Test duration: 8 hours

Test Procedure:

-Check the sample's appearance before the test.

-Install the sample to the chamber and setup testing condition.

-After testing, take out sample from the chamber.

-Observe the sample and record for any visible change after testing.


TEST REPORT FOR ACTI CORPORATION

Report No.: 240400068TPE-001

Date: April, 18, 2024

Summary:

- No visible damage was found on sample appearance after the test.
- Checking for the inside of tested sample after testing is conducted by the applicant per applicant's request.
- No dust penetrated into tested sample.
- Sample photo after the test:



Benchmark and Non-standard Test Report: Report must be reproduced in its entirety